

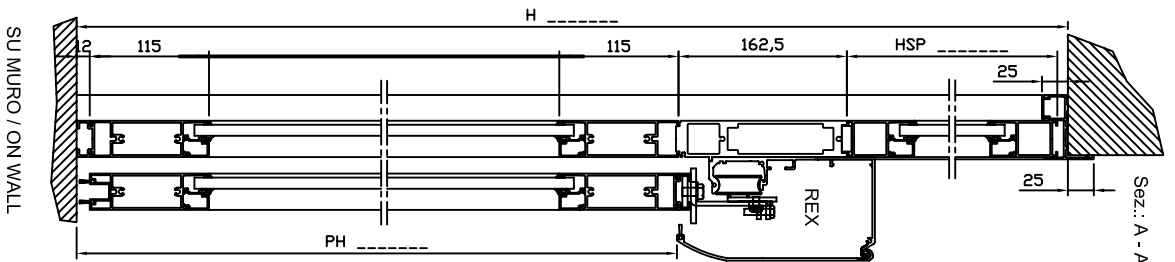
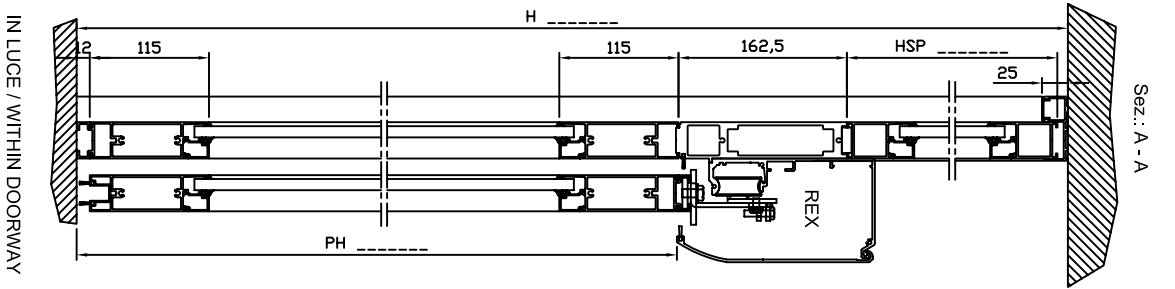
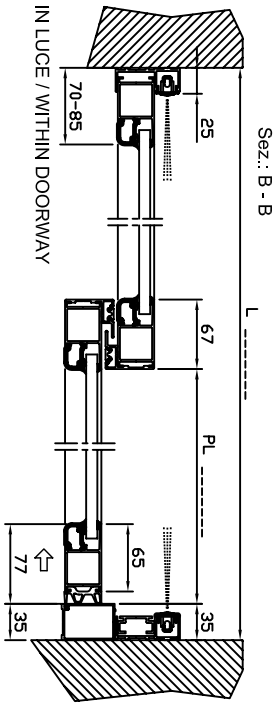
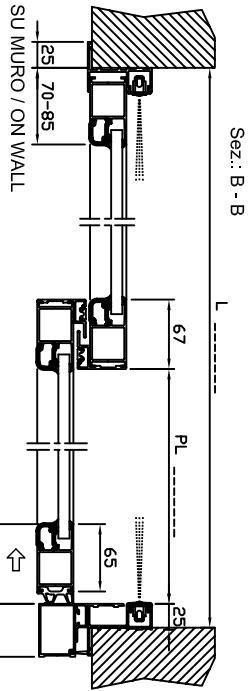
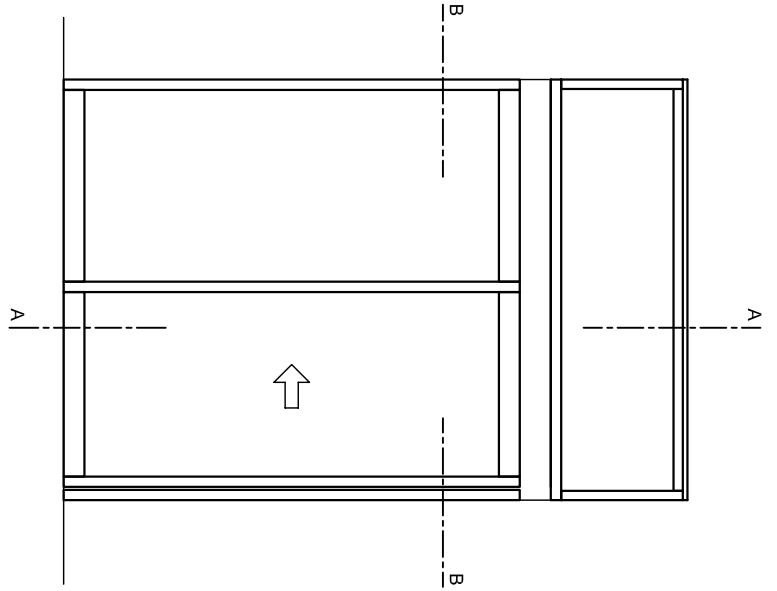
ORIGINAL DRAWING

VALIDATED COPY

A3D-REV.4

I disegni vanno letti non interpretati
Tolleranza generale per lamierati ISO 2768-c
Tolleranza generale per pezzi meccanici ISO 2768-m

Drawing must be carefully read and not freely construed
General tolerances for sheet metal class ISO 2768-c
General tolerances for mechanical component class ISO 2768-m



Via Mons. Benelli, 3 - 21042 CARONNO P. LLA (VA) ITALY
Tel. +39 02 9639111 - Fax +39 02 9650314 - www.ditec.it

TITLE: PAM 35F STD - DOOR 1AM+1AF+UP LIGHT
AUTOMAZIONE REX / OPERATOR REX

SU MURO E IN LUCE / ON WALL AND WITHIN DOORWAY

Disegno di proprietà DITEC S.p.A. riproduzione vietata a norma di legge.
DITEC S.p.A., registered document any reproduction is prohibited by law.

DRAWING N. P35F-11+SP_REX
DATE OF ISSUE 12/06/06
ISSUED BY Vanchiarutti
SCALE 1 : 5